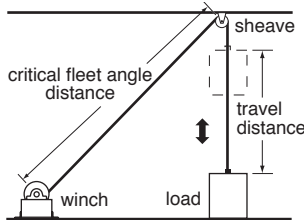


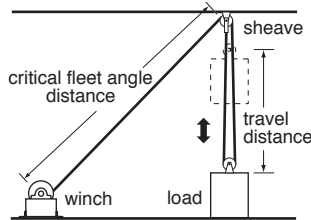
Typical Rigging Layouts for Lifting and Hoisting Applications



Floor Mounted

Lifting with Overhead Sheave

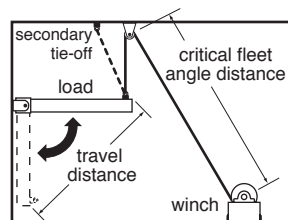
- Wire rope passes through overhead sheave to load.
- Brake Motor provides load control for lifting.
- Winch is easily accessible for maintenance and operation.



Floor Mounted

Lifting with 2-Part Line

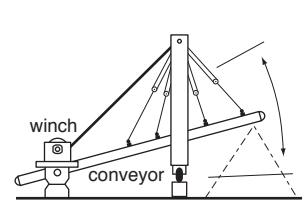
- 2-part line decreases load capacity at the winch.
- Brake Motor provides load control for lifting.
- Winch is easily accessible for maintenance and operation.



Floor Mounted

Lifting Hinged Load

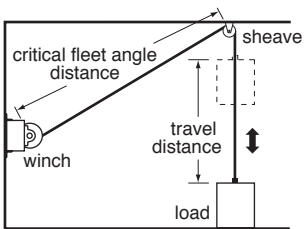
- Wire rope passes through overhead sheave to load.
- Brake Motor provides load control for lifting.
- Winch is easily accessible for maintenance and operation.



Base Mounted

Positioning Radial Stacker

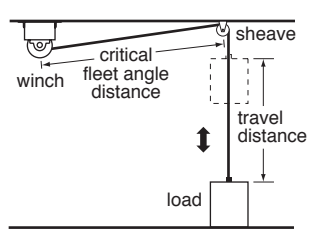
- Multi-part rigging decreases load capacity at the winch.
- Brake Motor provides load control for lifting.
- Winch is easily accessible for maintenance and operation.



Wall Mounted

Lifting with Overhead Sheave

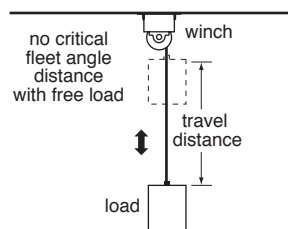
- Wire rope passes through overhead sheave to load.
- Brake Motor provides load control for lifting.
- Winch is easily modified for wall mounting.



Ceiling Mounted

Lifting with Overhead Sheave

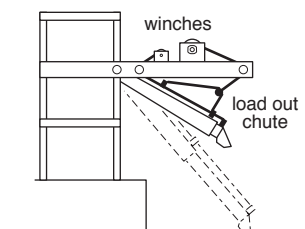
- Wire rope passes through overhead sheave to load.
- Brake Motor provides load control for lifting.
- Winch is easily modified for ceiling mounting.



Ceiling Mounted

Lifting Direct to Load

- Load must be free to move side to side or be guided in track.
- Brake Motor provides load control for lifting.
- Winch is easily modified for ceiling mounting.



Base Mounted

Positioning Load-Out Chute

- Two winches operate separately to accurately position chute arm.
- Brake Motor provides load control for lifting.
- Secondary tie-off secures load when stationary.